

Bimetal Thermometers

- 5 Year Limited Warranty
- Gold Service Available



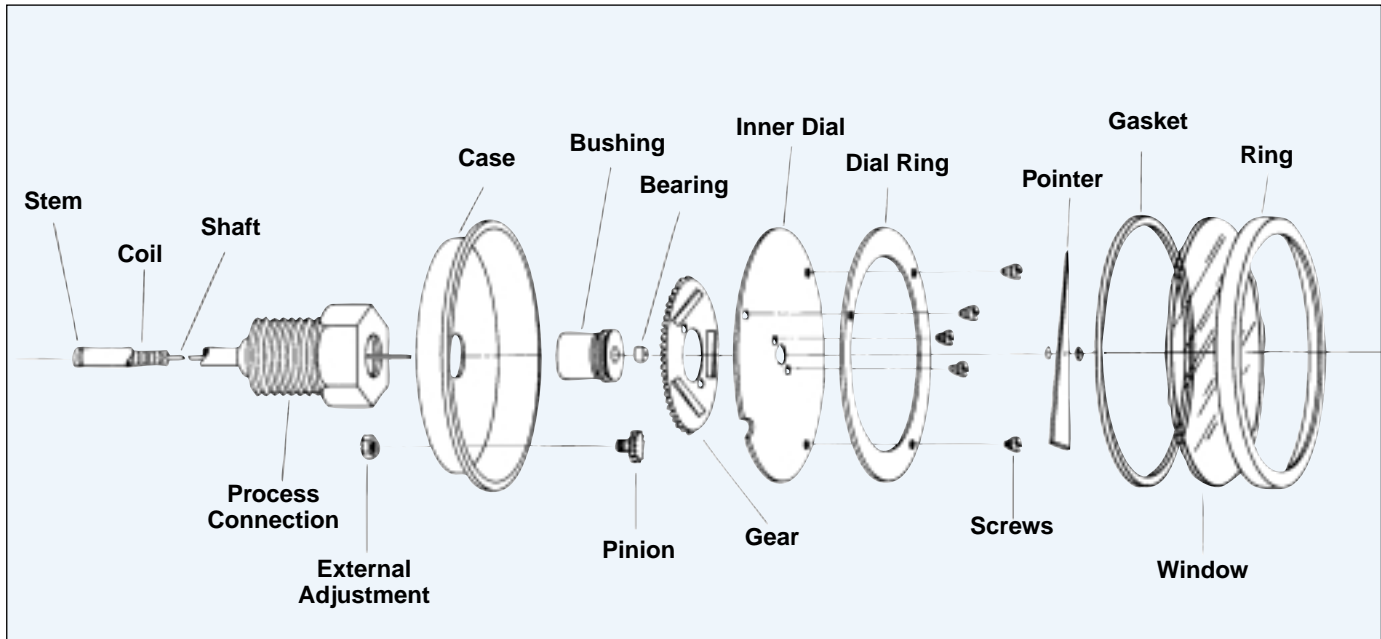
ISO 9001
REGISTERED FIRM

DRESSER INSTRUMENT

BULLETIN BM-1

A Halliburton Company

Product Selection Information



WARNING:

All bimetal thermometers should be selected considering the media and the ambient operating conditions. Improper application can be detrimental to the thermometer, cause failure and possibly personal injury or property damage. Inaccuracies resulting from improper setting of the external adjustment by the user may cause personal injury or property damage. Consult ASME B40.3 for guidance in selection and use of bimetal thermometers.

TEMPERATURE RANGES

Standard Fahrenheit and Celsius ranges have been established to encompass all normal temperature measurement requirements. A bimetal thermometer can be used at an operating temperature anywhere throughout its dial range. Provision should be made for extreme temperature conditions. No bimetal thermometer should be exposed continuously to process temperatures over 800°F (425°C).

OPERATING CONDITIONS

The temperature of the case should be no more than 200°F (95°C); liquid filled 150°F (65°C). Temperatures beyond this value may cause discoloration of the dial or result in increased pressure inside the casing which could ultimately lead to the failure of the window.

THERMOWELLS

Thermowells must be used on any application where the stem of the bimetal thermometer may be exposed to pressure, corrosive fluids or high velocity. Additionally, the use of a thermowell permits instrument interchange or calibration check without disturbing or closing down the process.

POINTERS

The pointers are balanced to close tolerances and the paint finishes are controlled to assure long-term stability under adverse ultraviolet conditions.

CASES

There are three case styles. The CI series has no adjustment but is hermetically sealed. The EI series has an external adjustment and is hermetically sealed. The EL series provides the same features as the EI plus the added benefit of liquid filling. The instruments are leak tested to ensure the integrity of the joints.

COILS

The bimetallic coils are carefully wound and inspected. Each is heat treated for optimum stability and overtemperature capability.

BEARINGS

The bearings are made of Teflon or other low friction material.

SHAFTS

Shafts are made of specially drawn stainless steel wire with a very smooth finish.

DIALS

The dials are based on computer-calculated temperature deflection data and have the Maxivision® format to minimize parallax error.

WINDOWS

The standard windows are heavy-duty glass. Plastic and shatterproof glass are optional.

Introduction

The complete line of Ashcroft industrial bimetal thermometers and accessories provides quality choices for your temperature applications. There is a long history of superior quality in engineering, manufacturing and customer service of these products. Each Ashcroft industrial bimetal thermometer is backed by a limited five year warranty.

Each instrument is manufactured to a standard accuracy of 1% of span (ASME B40.3, Grade A) traceable to the National Institute of Standards and Technology (NIST). The bimetal coils are heat treated for stability and overtemperature capability. A single helix is used to reduce lag time. The bearings are made of a low-friction long-life material. The shafts are made of specially drawn stainless steel with a very smooth finish. All joints are welded, and the weld between the stem and the outlet is located at the bottom of the threads to eliminate the possibility of crevice corrosion.

Silicone dampening is included for improved vibration resistance. The Ashcroft Maxivision® dial eliminates parallax error by placing the pointer in the same plane as the graduations. The dial can be rotated 360 degrees and can be angled 180 degrees with the Everyangle™ connection.

To meet your emergency delivery requirements, Dresser Instrument Division offers the Gold Service™ delivery program. Ashcroft industrial bimetal thermometers can be shipped in 2 to 5 working days from our Stratford, Connecticut, USA, manufacturing plant. We also have an extensive stocking distributor network throughout the United States and international locations.

Everyangle™

EL

EI Case Style

This series has a hermetically sealed case and external adjustment. Connection locations are rear, lower and Everyangle. The hermetic seal prevents entry of moisture into the casing, minimizing the possibility of icing or fogging inside the case.

CI Case Style

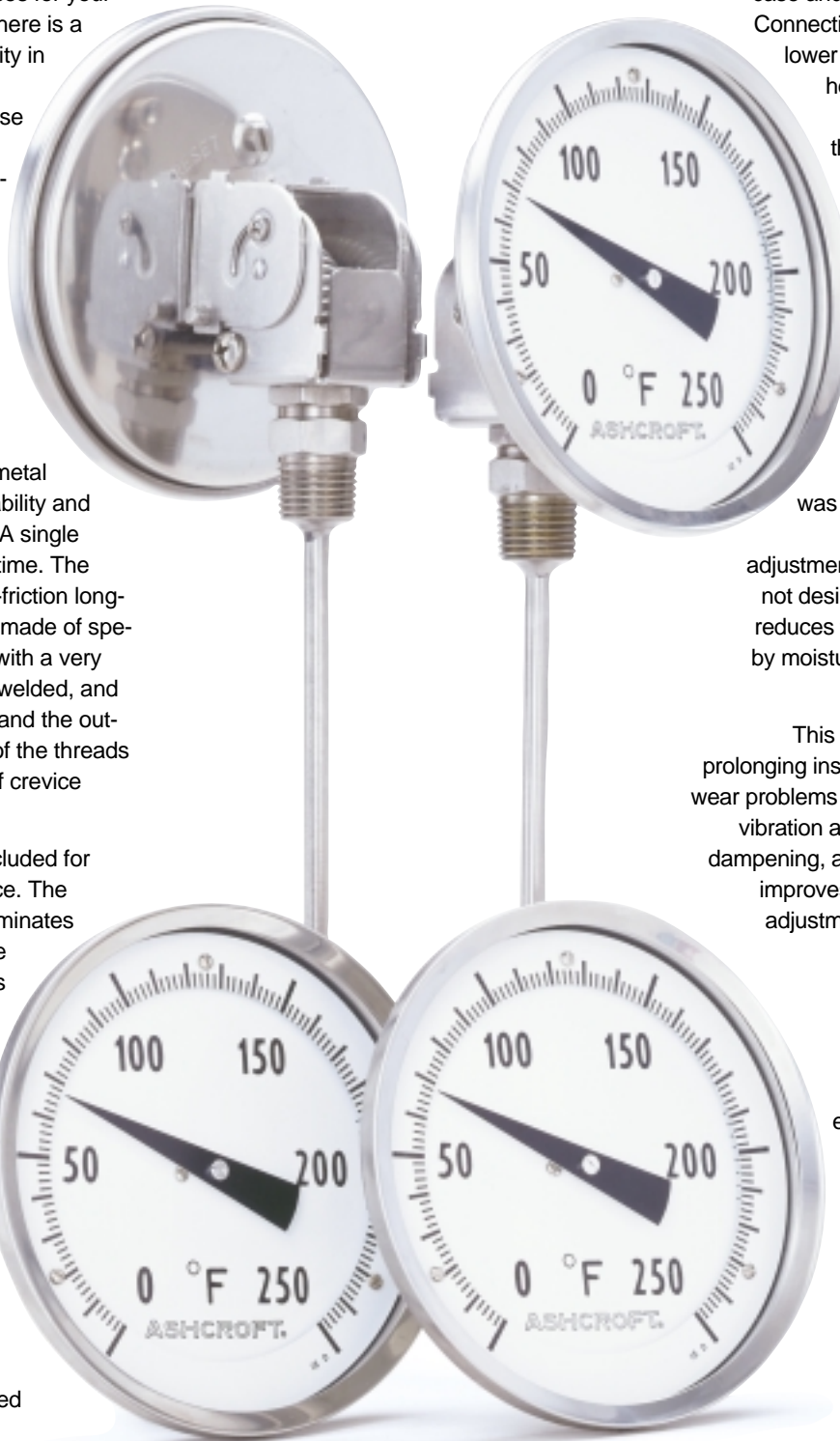
This style is tamper resistant and hermetically sealed. Connection locations are rear and lower. The CI Series was designed for applications where external adjustment or pointer reset are not desired. Hermetic sealing reduces the problems created by moisture entering the case.

EL Case Style

This series is liquid filled – prolonging instrument life. Potential wear problems caused by excessive vibration are minimized through dampening, and the liquid medium improves readability. External adjustment is standard in the rear of the case.

Everyangle Case Connection

This design provides maximum utility. The entire dial face can be rotated 360 degrees, and angled 180 degrees by positioning the harness on the back of the case. The instrument can be installed almost anywhere and can be adjusted so that the dial can be easily read.



CI

EI

How to Order

To specify the exact thermometer desired, select entries from appropriate charts as shown in the example below.

| | | | | | | |
|-----------|-----------|-----------|----------|------------|------------|----------------|
| 1 | 2 | 3 | 4 | 5 | 6 | 7 |
| 30 | EI | 60 | R | 040 | XNH | 0/200°F |

| 1 CASE SIZE | | 2 STYLE | | 3 CONNECTION | | 4 CONN. LOCATION | | 5 STEM LENGTH | | 6 OPTIONS | | | |
|-------------|-------|----------------|---------------|--------------|------------|------------------|------------|---------------|------|-------------------------|---------------------------------|---------------------|-------|
| Dia. | Code | Code | Conn. | Code | Location | Code | "S" Length | Code | Code | Description | | | |
| 2" | 20 | CI EI | Plain | 40 | Rear | R | 2½" | 025 | XCS | Dual scale ⁴ | | | |
| | | | Pointed Plain | 50 | | | | | | XDM | Service marking printed on dial | | |
| | | | ¼ NPT | 60 | | | | | | | XNH | Stainless steel tag | |
| 3" | 30 | CI EI EL | ½ NPT | 60 | Rear | R | 6" | 060 | XNN | Paper tag | | | |
| | | | | CI EI | | | | | | ½ NPT | 60 | Lower | L |
| | | EI | ½ NPT Union | 60 | Everyangle | E | 12" | 120 | XSG | Shatterproof glass | | | |
| | | | | 42 | | | | | | 5" | 50 | CI EI EL | ½ NPT |
| CI EI | ½ NPT | 60 | Lower | L | 18" | 180 | EI EL | ½ NPT | 60 | | | | |
| | | 42 | | | | | | | | | | | |

| 7A EI & CI SERIES TEMPERATURE RANGES, SINGLE SCALE | | | | | |
|--|-------|-----------------|------------------------|-------|-----------------|
| °F | %Div. | Figure Interval | °C | %Div. | Figure Interval |
| -80/120 | 2 | 20 | -50/50 | 1 | 10 |
| -20/120 ¹ | 2 | 20 | -20/120 | 2 | 20 |
| 30/130 ¹ | 1 | 10 | 0/50 ¹ | 1 | 5 |
| 0/200 | 2 | 20 | 0/100 | 1 | 10 |
| 0/250 | 2 | 50 | 10/150 | 2 | 20 |
| 50/300 | 2 | 50 | 0/200 | 2 | 20 |
| 50/400 | 5 | 50 | 0/300 | 5 | 50 |
| 50/550 | 5 | 50 | 50/450 ^{2,3} | 5 | 50 |
| 200/700 ² | 5 | 50 | 100/500 ^{2,3} | 5 | 50 |
| 100/800 ² | 10 | 100 | | | |
| 200/1000 ^{2,3} | 10 | 100 | | | |

| 7B EL SERIES TEMPERATURE RANGES, SINGLE SCALE | | | | | |
|---|-------|-----------------|-------------------|-------|-----------------|
| °F | %Div. | Figure Interval | °C | %Div. | Figure Interval |
| -40/160 | 2 | 20 | -20/120 | 2 | 20 |
| -20/120 ¹ | 2 | 20 | -10/110 | 2 | 10 |
| 30/130 ¹ | 1 | 10 | 0/50 ¹ | 1 | 5 |
| 0/200 | 2 | 20 | 0/100 | 1 | 10 |
| 0/250 | 2 | 50 | 10/150 | 2 | 20 |
| 50/300 | 2 | 50 | 0/300 | 5 | 50 |
| 50/550 | 5 | 50 | | | |

NOTES

- 1 Minimum stem length for lower connection and Everyangle is 4".
- 2 Minimum stem length for these ranges is 4".
- 3 Satisfactory for continuous service up to 800°F or 425°C. Can be used for intermittent service from 800° to 1000°F, or 425° to 500°C.
- 4 Dual scale ranges are available on 3" and 5" case only. See table 7C.

Case Styles and Features

EI & CI SERIES OVERTEMPERATURE LIMITS

| Top of Range °F | Maximum Process Overtemperature |
|-----------------|---------------------------------|
| Up to 250 | 100% of Span |
| 250/550 | 50% of Span |
| 550/1000 | 800°F ³ |

EL SERIES OVERTEMPERATURE LIMITS

| Top of Range °F | Maximum Process Overtemperature |
|-----------------|---------------------------------|
| Up to 160 | 100% of Span |
| 160/300°F | 300°F |
| 300/550°F | 550°F |

- Maximum ambient temperature for EI and CI Series is 200°F or 95°C.
- Maximum ambient temperature for EL Series is 150°F or 65°C.
- Use Ashcroft Duratemp® thermometer for ranges above and below those listed in the range charts.

7C DUAL SCALES

(XCS) are available in 3" and 5" dial sizes in the following ranges (where applicable):

| Inner °F | Outer °F |
|-------------------------|------------------------|
| -80/120 | -60/50 |
| -40/120 | -40/50 |
| -40/160 | -40/70 |
| -20/120 ¹ | -30/50 ¹ |
| 0/200 | -20/90 |
| 0/250 | -20/120 |
| 30/130 ¹ | 0/55 ¹ |
| 50/300 | 10/150 |
| 50/400 | 10/200 |
| 50/550 | 10/290 |
| 100/800 | 50/400 |
| 200/700 ² | 100/370 ² |
| 200/1000 ^{2,3} | 100/550 ^{2,3} |



EI Standard Specifications

- Hermetic seal
- External adjustment
- Maxivision dial
- 1% full-span accuracy
- All-welded stainless steel construction
- Silicone on the coil provides vibration dampening and superior response time
- Heavy-duty glass is standard; plastic or shatterproof glass is optional



CI Standard Specifications

- Hermetic seal
- Tamper resistant, no adjustment
- Maxivision dial
- 1% full-span accuracy
- All-welded stainless steel construction
- Silicone on the coil provides vibration dampening and superior response time
- Heavy-duty glass is standard; plastic or shatterproof glass is optional



EL Standard Specifications

- Silicone liquid filled
- External adjustment
- Durable polycarbonate window
- Maxivision dial
- 1% full-span accuracy
- All-welded stainless steel construction

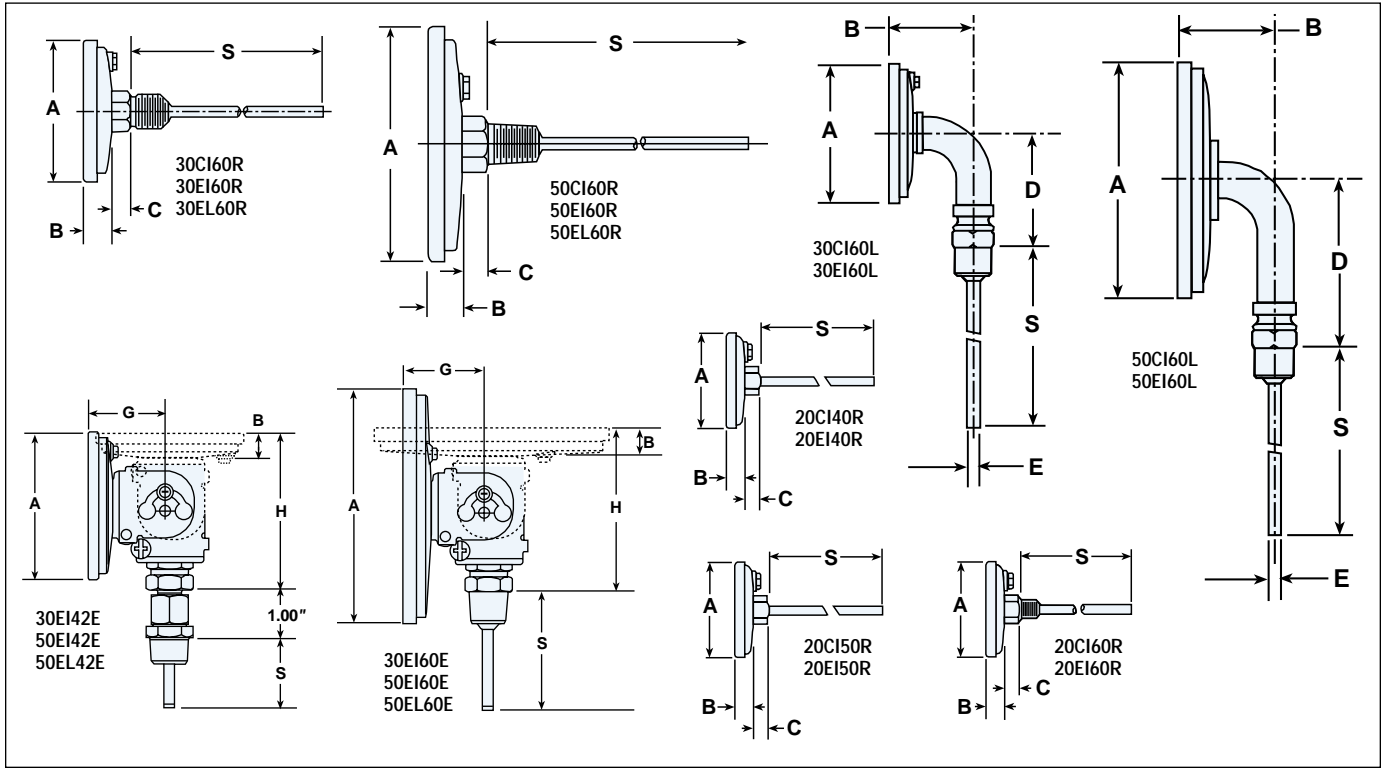


Everyangle - Case Connection

The Ashcroft Everyangle industrial bimetal thermometer dial face with Maxivision dial can be rotated 360 degrees and angled 180 degrees. It is available in the EI and EL (5" only) series with either a threaded or compression type union connection.

This design provides maximum utility. Since the entire case can be rotated and angled, the instrument can be installed almost anywhere and adjusted so that the dial face can be easily read.

Case Dimensions



| Case Series | Dial Size | Connection Location | A | B | C | D | E | G | H | S | NPT | Hex | Weight in ounces ³ S – 2½" Case Series | | |
|-------------|-----------|----------------------------|---|---|-------------|---------------------------------------|----------|---|--|----------------|-----|-------|--|----|----|
| | | | | | | | | | | | | | CI | EI | EL |
| CI, EI | 2" | Rear (Plain) | 2 ³ / ₃₂ (53) | 3/8 (10) | 5/16 (8) | – | – | – | – | – ² | – | 11/16 | 4½ | 4½ | – |
| CI, EI | 2" | Rear (Plain, pointed stem) | 2 ³ / ₃₂ (53) | 3/8 (10) | 5/16 (8) | – | – | – | – | – ² | – | 11/16 | 4½ | 4½ | – |
| CI, EI | 2" | Rear (Threaded) | 2 ³ / ₃₂ (53) | 3/8 (10) | 5/16 (8) | – | – | – | – | – ² | ¼ | 11/16 | 4½ | 4½ | – |
| CI, EI, EL | 3" | Rear | 3 ⁵ / ₃₂ (80) | 1 ⁹ / ₃₂ (15) | 5/16 (8) | – | – | – | – | – ² | ½ | 7/8 | 7 | 7 | 8 |
| CI, EI | 3" | Lower | 3 ⁵ / ₃₂ (80) | 1 ²⁷ / ₃₂ (47) | – | 2 ⁵ / ₈ (67) | ¼ (6) | – | – | – ² | ½ | 7/8 | 11 | 11 | – |
| EI | 3" | Everyangle | 3 ⁵ / ₃₂ (80) | 1 ⁹ / ₃₂ (15) | – | – | – | 1 ²¹ / ₃₂ (42) | 3 ⁷ / ₁₆ (87) | – ² | ½ | 7/8 | – | 10 | – |
| CI, EI, EL | 5" | Rear | 5 ¹ / ₃₂ (128) | 2 ³ / ₃₂ (18) | 5/16 (8) | – | – | – | – | – ² | ½ | 7/8 | 15 | 16 | 18 |
| CI, EI | 5" | Lower | 5 ¹ / ₃₂ (128) | 1 ¹⁵ / ₁₆ (49) | – | 3 ⁵ / ₈ (92) | ¼ (6) | – | – | – ² | ½ | 7/8 | 24 | 26 | – |
| EI, EL | 5" | Everyangle | 5 ¹ / ₁₆ (128) | 2 ³ / ₃₂ (18) | – | – | – | 1 ⁷ / ₈ (48) | 3 ⁹ / ₁₆ (91) | – ² | ½ | 7/8 | – | 25 | 28 |

NOTES

1 Figures in parenthesis () are in millimeters. All other dimensions are in inches.

2 Standard "S" dimensions are 2½, 4, 6, 9, 12, 15, 18 and 24 inches.

Standard stem diameter is ¼ inch.

3 Add 1 oz. for every 2 inches of stem length.

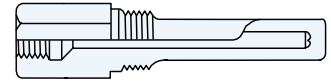
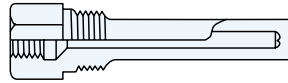
Thermowells

Thermowells must be used whenever an Ashcroft bimetal thermometer is installed on a pressurized application or where pressure, high velocity or corrosive media are present.

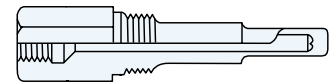
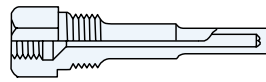
STANDARD CONFIGURATION

LAGGING EXTENSION

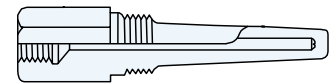
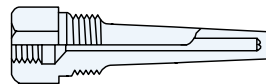
Type: Uniform (straight) shank, threaded
Bore Size: 0.385
Process
Connection: 3/4, 1 NPT
Materials: Brass, carbon steel
 304 stainless steel
 316 stainless steel



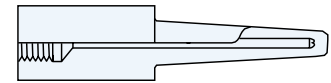
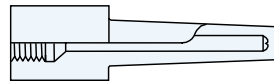
Type: Stepped shank, threaded
Bore Size: 0.260
Process
Connection: 1/2, 3/4, 1 NPT
Materials: Brass, carbon steel
 304 stainless steel
 316 stainless steel



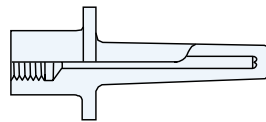
Type: Tapered shank, threaded
Bore Size: 0.260, 0.385
Process
Connection: 1/2, 3/4, 1 NPT
Materials: Brass, carbon steel
 304 stainless steel
 316 stainless steel



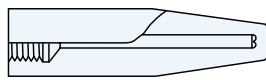
Type: Tapered shank, socket weld
Bore Size: 0.260, 0.385
Process
Connection: 3/4, 1" pipe
Materials: Carbon steel
 304 stainless steel
 316 stainless steel



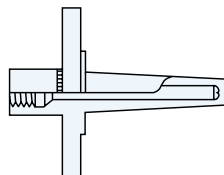
Type: Tapered shank, Van Stone
Bore Size: 0.260, 0.385
Process
Connection: 1, 1 1/2" pipe
Materials: 304 stainless steel
 316 stainless steel



Type: Tapered shank, weld-in
Bore Size: 0.260, 0.385
Process
Connection: 1 1/2" diameter
Materials: 304 stainless steel
 316 stainless steel



Type: Tapered shank, flanged
Bore Size: 0.260, 0.385
Process
Connection: 1, 1 1/2, 2" pipe
Materials: 304 stainless steel
 316 stainless steel



Instrument Division Sales and
Customer Service Locations

U.S. Headquarters

Stratford, Connecticut
250 E. Main Street
Stratford, CT 06614-5145
Tel: (203) 378-8281
Fax: (203) 385-0499

U.S. Sales Offices

Chicago, Illinois
400 W. Lake Street
Suite 318
Roselle, IL 60172-3537
Tel: (630) 980-9030
Fax: (630) 980-9440

Houston, Texas
3838 North Sam Houston
Parkway East
Suite 120
Houston, TX 77032
Tel: (281) 590-1092
Fax: (281) 590-7100

Los Angeles, California
3931 MacArthur Blvd.
Suite 202
Newport Beach, CA 92660
Tel: (714) 852-8948
Fax: (714) 852-8971

Hartford, Connecticut
1501 East Main Street
Meriden, CT 06450-2860
Tel: (203) 235-0450
Fax: (203) 235-0593

Mobile, Alabama
851 South Bellline Hwy.
Suite 402, 4th Floor
Mobile, AL 36606
Tel: (334) 473-1692
Fax: (334) 473-1782

International Headquarters

Stratford, Connecticut
250 E. Main Street
Stratford, CT 06614-5145
Tel: (203) 378-8281
Fax: (203) 385-0357

International Operations

Brazil
Dresser Industria e
Comercio Ltda.
Divisao Manometros Willy
Caixa Postal 212
09510 Sao Caetano do Sul
Sao Paulo, Brazil
Tel: 55-11-453-5477
Fax: 55-11-453-8710

Canada
Dresser Canada, Inc.
2135 Meadowpine Blvd.
Mississauga,
Ontario L5N 6L5
Canada
Tel: 905-826-8411
Fax: 905-826-9106

China
Dresser Trading
Room 3, 24th Floor
CITIC Bldg.
19 Jianguo Menwai St.
Beijing, P.R.C.
Tel: 86-1-6500-3139
Fax: 86-1-6512-0300

France
Dresser Europe S.A.
Division Instrumentation
5, Rue d'Antony
F-94563 Rungis Cedex
Silic 192, France
Tel: 33-01-49-79-22-80
Fax: 33-01-46-86-25-24

Germany
Dresser Europe S.A.
Instrument Division
Postfach 11 20
Max-Planck-Str. 1
D-52499 Baesweiler
Germany
Tel: 49-2401-8080
Fax: 49-2401-7027

Japan

Dresser Japan Ltd.
Room 318, Shin Tokyo Building
3-1 Marunouchi 3-Chome,
Chiyoda-ku, Tokyo, Japan
Tel: 813-3201-1501/1506
Fax: 813-3213-6567/6673

Korea

Dresser International S.A.
Korea Office
#2015 Kuk Dong Bldg.
60-1, 3-KA, Choongmu-Ro,
Chungku, Seoul, Korea 100-705
Tel: 82-2-274-079-2/3
Fax: 82-2-274-0794

Mexico

Dresser Instrument Division
Henry Ford No. 114,
Esq. Foulton, Fracc
Industrial San Nicolas
54030 Tlalneplanta edo
de Mexico 54030
Tel: 525-310-7217
Fax: 525-310-2608

Saudi Arabia

DARVICO
P.O. Box 10145
Jubail Industrial City
Saudi Arabia 31961
Tel: 966-3-341-0278
Fax: 966-3-341-7624

Singapore

Dresser Singapore Pte Ltd.
Instrument Operations
Block 1004 TK.Toa Payoh North
#07-15/17
Singapore 318995
Tel: 65-252-6602
Fax: 65-252-6603

United Kingdom

Dresser U.K. Ltd. Instrument Operation
Rufford Court
Hardwick Grange
Warrington, Cheshire
England WA1 4RF
Tel: 44-1925-814545
Fax: 44-1925-816378

Venezuela

Manufacturas Petroleras
Venezolanas S.A.
Apartado Postal 617
Maracaibo, Venezuela
Tel: 58-61-579-762 or 070
Fax: 58-61-579-461

Visit our web site at
www.dresser.com/instruments



A Halliburton Company

All specifications are subject to change without notice.

All sales subject to standard terms and conditions.

© Dresser Instrument Division 11/97

20MWP 1P3/95 3P11/98