


G2266

Off-Highway Equipment
Automatic Fueling System



EMCO WHEATON

A Gardner Denver Product

RAIL

MARINE



G2266 COMPONENTS

Off-Highway Equipment Automatic Fueling System

DESIGN FEATURES

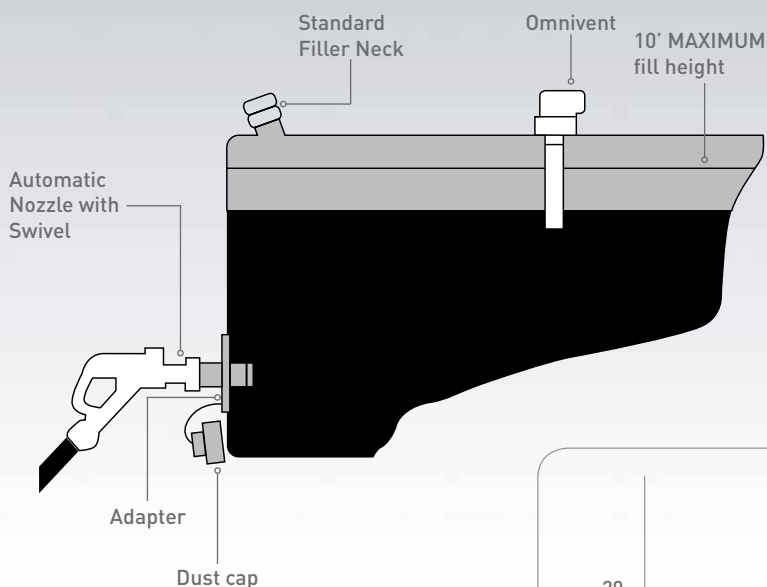
Emco Wheaton designed the G2266 Series for off-highway and mining operations where high-speed fueling, dust and dirt protection, spillage elimination and automatic shut off are required.

The G2266 Series has a job tested performance record of demanding fueling service. In addition, personnel safety is greatly improved by permitting ground-level fueling of vehicles.

And refueling is easy. Engaging or disengaging the nozzle requires only seconds. Everything else is automatic. That means your refueling operator can check oil and water and perform other servicing while the vehicle is being fueled.

BENEFITS

- High-speed fueling to 150 U.S.G.P.M
- Automatic Shut-off, Automatic Fueling
- Dry-Break, completely closed-system fueling
- Nozzle locks mechanically to vehicle
- Bottom or top fill
- Fills tanks up to 10' above dry-break adapter
- No fuel contamination
- Heavy duty components
- Economical initial cost
- Simple installation on existing fleet
- Available as option on new equipment

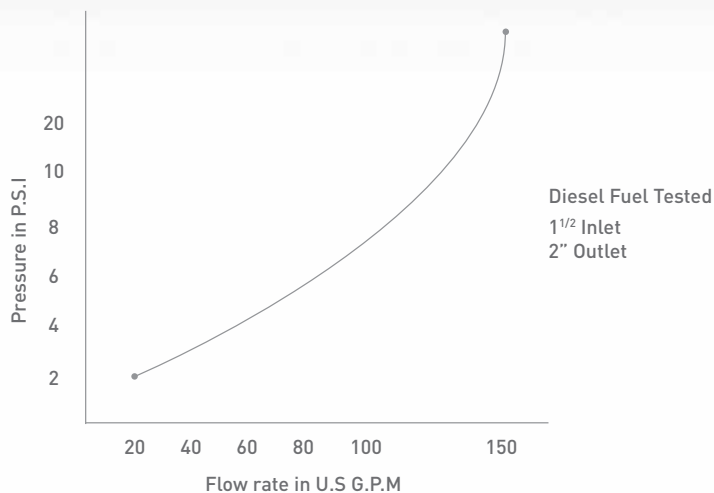


TECHNICAL DATA

Model No: G2266-103
Inlet Size: 1½ NPT
Weight: 7¾ lbs

MATERIALS

Body: Aluminum
Lever: Aluminum
Seals: Buna N
Bumper Ring: PVC



HOW THE G2266 SERIES WORKS

There are three basic components in the Emco Wheaton G2266 System.

THE ADAPTER AND DUST CAP

The Emco Wheaton Adapter is a 2 inch Dry-Break Adapter complete with male or female NPT inlet. The adapter is also offered as a flanged external adapter and internal flange mountings are available.

The adapter is required to mechanically engage the nozzle and permit positive fail-safe operation. The dust cap prevents dust/dirt from accumulating on the adapter when not in operation.

THE G-40 OMNIVENT

In the fueling operation, the Emco Wheaton Omnivent serves a dual function. It vents displaced air from the fuel tank as the fuel level rises and at a predetermined level a float valve within the Omnivent shuts and the tank is pressurized. Pressurizing the fuel tank activates the automatic shut-off feature of the nozzle.

THE AUTOMATIC FLEET FUELING NOZZLE

The 1 ½ inch nozzle for Off-Highway vehicles and equipment is available with a swivel attachment. Slots in the adapter engage the nozzle. Rotating the nozzle approximately 30 degrees clockwise releases a mechanism within the nozzle designed to prevent the nozzle from being opened unless connected to an adapter.

Once engaged, the operating lever on the nozzle, normally in a vertical position, is now rotated approximately 200 degrees counterclockwise to a positive stop. This action opens the Dry-Break and locks the nozzle to the adapter so that the nozzle can not be removed while in the open position. At this point the main valve lever in the handle can now be opened to the hold-open notch in the guard. Fuel will begin to flow into the tank.

As the fuel level rises within the tank, the ball floats within the Omnivent rise to a predetermined level where it closes the vent and begins pressurization of the tank. Fuel will continue to flow for a short period, building back pressure within the nozzle.

When back pressure reaches approximately 8 to 9 psig within the nozzle, a diaphragm-activated trip mechanism will automatically close the main valve.

The nozzle may now be disconnected by returning the lever to its nearly vertical position and rotating the entire nozzle counterclockwise. This will release the nozzle from the adapter, whereupon the dust cap should be secured onto the adapter to prevent fuel contamination.

Because the Omnivent does not make a positive seal, pressure within the fuel tank is soon released to the atmosphere. In addition, the Omnivent serves an important safety function by preventing fuel leakage should the equipment overturn.

AUTOMATIC

The system will fuel unattended vehicles and shut off automatically when fuel reaches a predetermined level in the tank. The fuel man is free to check oil, water and perform other servicing while the vehicle is being fueled.

FASTER

The Emco Wheaton G2266 Series Automatic Fueling System with capacities to 150 U.S.G.P.M. is up to five times faster than conventional fueling methods.

ECONOMICAL

Low initial cost. Simple installation on existing vehicles. Can be ordered as an option on new equipment. The Emco Wheaton High-Speed G2266 System will help keep your fleet and your personnel on the job, improve safety, cut fuel costs by eliminating spillage, and cut fueling time by up to 80%.

SAFER AND CLEANER

No climbing. Your personnel keep both feet on the ground. And there's no chance of fuel spillage or contamination. You save on equipment down time.

RUGGED CONSTRUCTION

Everything about the G2266 Series is tough. Rugged enough to withstand the punishment of heavy, off-highway and mining duty.

No Off-Highway Fueling System could be simpler.

G2266 COMPONENTS



G2266-103:
Automatic Nozzle
w/ swivel



G1201-014:
Aluminum Dust
Cap w/ tether
and key ring

G1304-007: 2"
Brass Adapter w/
Male NPT Inlet



G40-001:
Omnivent

REBUILT NOZZLE PROGRAM

Emco Wheaton offers a complete rebuilding program for G2266 Off-Highway nozzles. Your worn nozzles can be put back into service at an economical cost by returning them for rebuilding. They will be restored 'as new' condition and are covered under a 12 month limited warranty. For pricing, consult your distributor or district manager.

www.emcowheaton.com

assist@emcowheaton.com

