



TILE GUIDE

# Station Manager 365 Web Portal





# Unlocking the power of data

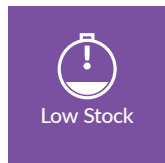
- 1 Greater visibility over your fuel business
- 2 Wide range of customisable tiles
- 3 Compatible on any web-enabled device
- 4 Access data on the move
- 5 Secure account for every user

Station Manager 365 can help you to manage your fuel business more effectively, by delivering real-time information that you can access whenever, and wherever, you need it.

The innovative web-portal, which centralises data from across your network allows you greater insight into stock levels, pump activity, competitor pricing, margin management, historic sales trends and customer behaviour.




# The tools you need



Low Stock

Observe tank stock levels and order new stock in good time.

- view stock levels, measured in days remaining
- real-time fuel readings
- set preferred low stock thresholds for each tank



Nozzle Usage

Track which nozzles are out of action and view their daily usage.

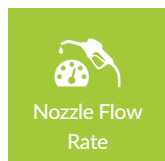
- view number of hours each nozzle is inactive in a day
- set individual 'critical' and 'urgent' parameters
- track nozzle use deterioration over time



Submit Data

Submit data by day or by tank for sites in your network.

- allows for the manual input of data
- track daily sales, deliveries and opening/closing stock
- does not rely on site automation



Nozzle Flow Rate

Be alerted to flow rates that could affect the customer experience.

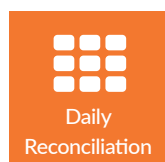
- helps to identify slow-flowing nozzles
- indicates if dispenser filters need changing
- contributes to decreasing dispenser downtime



Stock Levels

Quickly view stock levels across the network in real-time.

- view stock levels, measured in days remaining
- latest or day-end stock levels
- sort by tank or grade



Daily Reconciliation

Instant access to a detailed reconciliation by tank, grade or site.

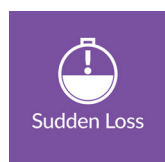
- opening and closing stock levels and daily sales figures
- concisely summarises tank, grade and site data
- highlights variance figures and percentages



Quick Reconciliation

Access customer-specific fuel reconciliation data with ease.

- sort by site name or site ID
- 1, 5 and 30 day variance figures and percentages
- check data submitted through Submit Data tile



Sudden Loss

React to potential tank leaks and ensure that fuel losses are minimised.


- latest or historic sudden loss alarms
- exact time at which alarm was triggered
- view both acknowledged and unacknowledged alarms



Confirm Deliveries

Verify fuel delivery quantities and track consignment records.

- view detected fuel delivery quantities
- record Bill of Lading references
- instantly share delivery information with Fairbanks



Alarms

Ensure that important tank gauge alerts don't go ignored.

- comprehensive list of alarm types
- view active or cleared alarms
- check acknowledgement status

